

**NEW JWC8500 SERIES**  
VINYL WINDOWS

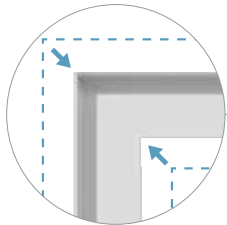


**JELD WEN**®

# NEW JWC8500 SERIES WINDOWS

## EMBRACE THE FUTURE WITH JELD-WEN® OF CANADA'S MOST ENERGY-EFFICIENT WINDOW

As Canada's weather gets more extreme due to climate change, the need for energy-efficient products that can stand up to the elements is greater than ever. JELD-WEN® of Canada proudly presents the innovative JWC8500 series window, meticulously engineered to exceed customer expectations with the perfect blend of style, performance and energy savings.



### 26% LOWER PROFILE FRAME INCREASES GLASS AREA

Enjoy a 26% slimmer frame that maximizes the glass area, maintains window strength and enhances your view while inviting more natural light—adding a sleek, modern touch.

### 22% UP TO 22% BETTER ENERGY EFFICIENCY

2030-rated to meet Canada's U-Factor 0.14 (U.S./I-P) / 0.82 (Metric/SI) or ER 44 building code targets. Reduce your energy bills and maintain the comfort of your home as the climate change becomes more extreme.

### SOUND REDUCTION WITH TRI-PANE

Upgrade to our Tri-Pane windows and gain more sound resistance, ensuring a quieter and more energy-efficient home.

### VERSATILE

Our industry-leading vinyl windows are tailored to meet regional needs of homeowners and professionals across Canada. Blending functionality and design to suit any project.

### ENERGY EFFICIENT AND ECONOMICAL

These cost-effective windows offer impressive energy efficiency, helping save on utility bills without sacrificing quality or performance.

### LOW MAINTENANCE AND LONG-LASTING

Enjoy long-lasting, hassle-free windows crafted from premium vinyl materials, perfect for low-maintenance living.



### CONTEMPORARY NESTING HANDLE AND MULTI-POINT LOCK

Sleek low profile hardware design with an upgraded dual arm operator.

### PREMIUM FINISHIELD™ LAMINATE COLOURS

Laminate provides greater uniformity of colour and scratch resistance and reduced heat build-up compared to paint.



Specialty colours and finishes, such as paint, imitation wood and metal, are available for special orders.

### DUAL-PANE AND TRI-PANE GLASS OPTIONS

Choose from our Low-E glass options—SunFlow™, SunStable™, SunResist™ or HeatResist™ for year-round comfort, lower energy bills and optimal performance.



### INTERIOR GLAZED WITH HARDWARE COVER

Interior glazed windows feature a patent-pending hardware cover for easier serviceability.

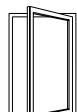
### \$250 SAVE UP TO \$250 PER ROUGH OPENING

More windows qualify for up to \$250 in savings per rough opening through the Greener Homes Grant with a U-Factor ≤ 0.19 (U.S./I-P) / 1.05 (Metric/SI) or Energy Rating ≥ 40.



Renovation-based subsidy – check energy efficiency and purchase rebate calculator at [keepoutsideout.com](http://keepoutsideout.com).

## WINDOW STYLES



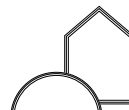
Casement




Awning



Fixed



Radius/  
Geometric




Bow




Bay

## GLASS OPTIONS



Dual-Pane Glass



Tri-Pane Glass

Designed for Canada's extreme climate, JELD-WEN® offers a range of Dual-Pane and Tri-Pane glass options featuring advanced Low-E coatings. Our True Tri-Pane Technology™ consists of three panes of glass, two 1/2" (13 mm) Argon-filled air spaces, and a 1 3/8" (35 mm) thick insulated glass unit, outperforming standard 1" (25 mm) Tri-Pane windows by 30% in insulation. These windows effectively reduce energy costs, ensure year-round comfort, minimize interior condensation during winter, and provide added security. Choose JELD-WEN Tri-Pane windows for a smarter, more comfortable home throughout the year.

### PRIVACY GLASS



Grey Tinted



Rain Tinted



Sandblasted Obscure



Pinhead Obscure

### TEMPERED GLASS

Tempered glass provides exceptional safety and durability through heat treatment. Required by building codes for windows near floors, doors or bathrooms.



Discover the innovative FlexScreen, featuring U-Channel integration for a secure fit without pins or corner keys. Enjoy effortless removal by folding the screen inward. Its sleek design and rip resistance outshine conventional screens.



Standard screen    BetterVue™ insect screen



Enhance your FlexScreen with the BetterVue Mesh upgrade. This finer mesh optimizes airflow, visibility, and natural light while offering superior insect protection. Its patent-pending technology sheds water and debris during rainstorms, ensuring easy maintenance and a clear outward view.

## GLASS PERFORMANCE

			U-FACTOR Lower values are better at retaining more energy inside your home.	SOLAR HEAT GAIN (SHGC) Harness the sun's energy to heat your home.	VISIBILITY (VLT) Improve the visibility inside and out of your home.	UV PROTECTION Protect your health and décor from the sun's harmful UV rays.	ENERGY RATING Higher values are better at balancing solar heat gain and energy efficiency.
<b>SUNFLOW™ GLASS</b> Ideal for sunny exposures that can harness the sun's energy to warm your indoor spaces. A single Low-E coating offers the highest Energy Rating, SHG, and visibility. It is less effective at retaining energy within your home.		<b>Dual-Pane</b> Low-E/Clear	0.26 - 0.27 (U.S./I-P) 1.48 - 1.53 (Metric/SI)				37-39
		<b>Tri-Pane</b> Low-E/Clear/Low-E	0.16 (U.S./I-P) 0.91 (Metric/SI)				44-47
		<b>Tri-Pane + HeatSave™</b> Low-E/Clear/Low-E/Low-E	0.15 (U.S./I-P) 0.85 (Metric/SI)				44-48
<b>SUNSTABLE™ GLASS</b> A balanced solution for most climates. Dual Low-E coatings moderate SHG, U-Factor, UV protection and visibility. Designed to utilize some of the sun's energy for heating while improving energy retention.		<b>Dual-Pane</b> Low-E/Clear	0.26 (U.S./I-P) 1.48 (Metric/SI)				25-28
		<b>Tri-Pane</b> Low-E/Clear/Low-E	0.16 (U.S./I-P) 0.91 (Metric/SI)				36-38
		<b>Tri-Pane + HeatSave™</b> Low-E/Clear/Low-E/Low-E	0.14 (U.S./I-P) 0.79 (Metric/SI)				38-40
<b>SUNRESIST™ GLASS</b> Our most energy efficient option suitable for every climate. Triple Low-E coatings offer the best U-Factor and UV protection. Enjoy superior energy retention and comfort, relying less on the sun's energy.		<b>Dual-Pane</b> Low-E/Clear	0.25 (U.S./I-P) 1.42 (Metric/SI)				20-22
		<b>Tri-Pane</b> Low-E/Clear/Low-E	0.16 (U.S./I-P) 0.91 (Metric/SI)				30-33
		<b>Tri-Pane + HeatSave™</b> Low-E/Clear/Low-E/Low-E	0.14 (U.S./I-P) 0.79 (Metric/SI)				33-34
<b>HEATSAVE™ GLASS</b> Combined with other Low-E options to amplify U-Factor and maximize energy retention without sacrificing fix window.							

The information presented is based on 3 mm glazing and represents whole product values. Numbers may vary when other glass thicknesses and tinted glazing are used. Ranges reflect differences between fixed and operator. Please consult with your sales representative for more details.

# JELD-WEN®

The JELD-WEN® website is your ultimate resource for learning about our reliable windows and doors. It has all the product information and design advice you need.

JELD-WEN reserves the right to change product specifications without notice.  
Please check our website for current information: [www.jeld-wen.ca](http://www.jeld-wen.ca)

---

Follow us online



[jeld-wen.ca](http://jeld-wen.ca)

01C-968A  
06/23  
National  
Printed in Canada